

***The Cunning Little Vixen*** is an opera composed by Leoš Janáček and it was first performed in 1924. This opera is about a fox in a forest who has big plans to take on the world on her own terms. As her adventure unfolds, all the creatures of the forest come to life, in a story that celebrates the circle of life. Use this resource to create your very own fox ears, ready to join the vixen and her friends on their adventures.

## Fox Mask

### You'll need:

- A printer and printer paper or card
- Scissors
- Card
- Glue
- Sticky tape
- Felt pens, pencils or crayons

Print out the file for the foxy features onto card, or print it onto paper and then use glue to attach the paper to a piece of thin card. Maybe use an empty cereal packet? Ask an adult for help.

When the glue is dry cut carefully around the fox ears, nose and eyebrows. Some parts are tricky to cut out, so again, ask an adult for help.

Use some strips of card to make a band that fits around your head.



When you have your cut-out pieces use glue or sticky tape to attach the fox nose to the band, lining up the top of the nose with the upper edge of the band, then attach the orange fox ears either side, lining the bottom of the ears with the lower edge of the band. They should fit together nicely.


Check the example online if you need help!

You can add texture to your fox by making marks on the ears and nose with a felt pen or crayon to make them look furry.

Next attach the white inner ear parts to the orange ears.

Finally, pop on your foxy eyebrows. Play around with the positioning and see how your fox's personality changes when you move its eyebrows.


Hey! You're a fox!




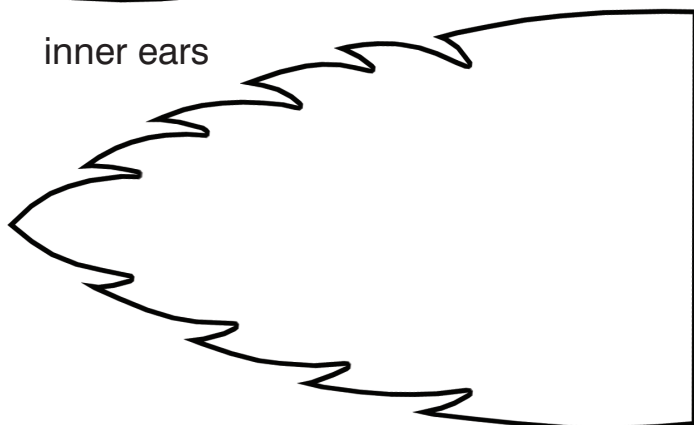
nose



ears



inner ears



eyebrows

